


WALT DISNEY

PERSONAL COMPUTER SOFTWARE

CUSTOM DESIGNED FOR

Radio Shack[®]


TRS-80 COLOR COMPUTER



GOOFY COVERS GOVERNMENT

TWO INTERACTIVE COMPUTER LEARNING ADVENTURES DEVELOP
A BETTER UNDERSTANDING OF HOW GOVERNMENT WORKS
FOR AGES 10-14.

PLAYER'S GUIDE



GOOFY COVERS GOVERNMENT

Recommended for ages 10-14


GET READY!

You'll go on a thrilling adventure with Goofy to get the inside story on how our American system of government works. Together, you'll find out all about Congress—the House of Representatives and the Senate. And you'll also get a close-up look at the President's job.

Where would you like to start first—with Congress or the President? It's up to you, because you've got two exciting adventures to choose from. Just insert the side you prefer.

“INSIDE CONGRESS”

Ever wonder who makes the laws we live by? Goofy does, too. Go with him on his first assignment as a cub reporter and discover why Congress is so important to our system of government.




“THE PRESIDENT’S JOB”

Who has the biggest job in the world? It may be the President of the United States. Go with Goofy to a Presidential press conference and help him research the President’s job. You’ll make some amazing discoveries.

GET SET!

Before you can start, you'll need:

- a TRS-80 16K Standard Color Computer
- a TV set or video receiver
- a Radio Shack CCR-81 (or equivalent) cassette recorder



Next, follow the instructions in the TRS-80 Color Computer Operation Manual for setting up and connecting the Color Computer, color video receiver or TV, and the cassette recorder.

When everything is in place follow these eight easy steps.

1 Turn on the TV set or video receiver with the volume at the normal level. Select either channel 3 or 4 (whichever isn't used by a station in your viewing area). Select the same channel on the "channel select" switch at the rear of the computer.

2 Turn on the computer by pressing the power button located on the back of the computer case. You'll see an "OK" appear on the video screen.

3 Place your Disney tape into the cassette recorder.

4 Make sure the volume of the cassette recorder is set at level 5.

5 Completely rewind the tape and then press the cassette recorder's "PLAY" button.

6 Now type `CLOADM` on the keyboard and press the `ENTER` key. Your computer will search and load the adventure by itself! (This takes about 60 seconds). While the computer is searching, you'll see the letter "S" in the upper left of the screen.

When the computer finds the adventure, "F DISNEYPJ" or "F DISNEYIC" will appear. In a moment another "OK" prompt will reappear.

7 Once you see the "OK" prompt, type `EXEC` on the keyboard and press the `ENTER` key. The word "LOADING" will appear, and, in about 30 seconds, your adventure with Goofy will begin.

8 Use the volume control on the TV or video receiver to adjust the sound as necessary.

NOTE: if you should get an error message while you're loading the adventure you should:

- Press the "STOP" button on the cassette recorder.
- Turn the volume on the cassette recorder a little higher or a little lower.
- Press the "RESET" button on the back of the computer.
- Repeat the instructions from step 5.

START!


INSIDE CONGRESS

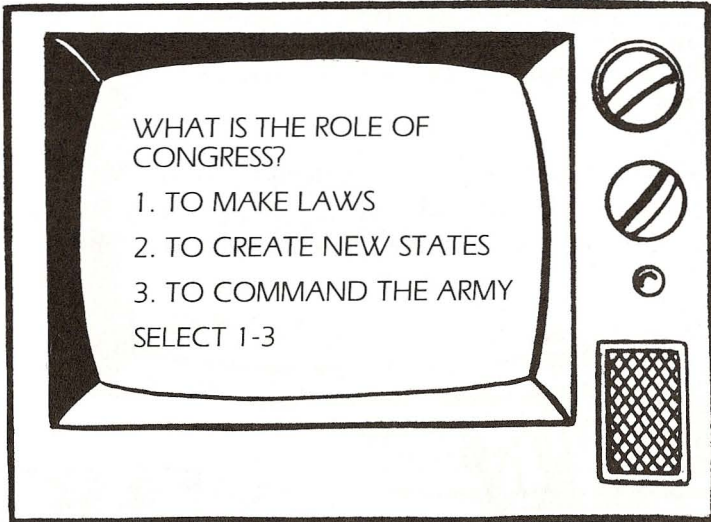
Goofy is all set to go on his first assignment as a cub reporter. His job is to get the inside scoop on Congress. He wants you to come along with him to learn all about the House of Representatives and the Senate.



There's a lot to learn. Do you know, for instance, what Congress is and where it meets? Or how often Senators are elected? Do you know what checks and balances are placed on the Congress and why this is so important to our system of government?

Well, you're going to find out the answers to these questions and a whole lot more.






Throughout your adventure, you'll be asked questions to see how much you've learned about Congress. Pay close attention and try to answer the questions as best you can.

If you give the right answer on your first try, a special message will appear and the adventure will continue.

If you give an incorrect answer, you'll be given a chance to try again.



SCORING

At the end of the adventure, you'll receive a score for the number of correct answers you made on the first try.

If you didn't get all of them right, don't be discouraged. Play the adventure again. You'll do better next time, and you'll learn more about government, too!




START! THE PRESIDENT'S JOB

You and Goofy are off to a Presidential press conference. Your assignment: get the inside scoop on the President's job, one of the most important, and maybe the most difficult, in the whole world.

Do you know how the President uses his veto power? Do you know who the Commander-in-Chief of the Armed Forces is? Do you know how the President works with Congress to make laws?

You'll find out the answer to these important questions and many more as you and Goofy prepare for the Presidential press conference.



Throughout your adventure, you'll be asked questions to see how much you've learned about the President's job. Pay close attention and try to answer the questions as best you can.

If you give the right answer on your first try, a special message will appear and the adventure will continue.

If you give an incorrect answer, you'll be given a chance to try again.

SCORING

At the end of the adventure, you'll receive a score for the number of correct answers you made on the first try.

If you didn't get them all right, don't be discouraged. Play the adventure again. You'll do better next time, and you'll learn more about government, too!




MORE FUN!

Now that you've learned so much about how our government works, wouldn't it be fun to put this knowledge to use, even learn more? You can. Here are some exciting activities to help you better understand our system of government. They're easy to do. Everything you need can be found around the house.

HELLO, CONGRESSMAN!

Get out your local telephone book (the white pages) and look up the address of your Congressman's local office. Then, with one of your parents go there and talk to your Congressman or a member of his/her staff about issues of local or national importance. What are your Congressman's opinions? Do you agree with him? Discuss your conversation with your family and friends. If you have a school newspaper, write an article describing your meeting.



PRESIDENTIAL CROSSWORD PUZZLE

Complete the following crossword puzzle by writing in the correct words which are defined or described below.


Across

1. The President is _____ of the Armed Forces.
2. The President must be a _____ citizen of the United States.
3. The cabinet member who deals mostly with foreign affairs is the Secretary of _____.
4. _____ Actually elects the President.
5. The President is elected for a term of _____ years.
6. The President must be at least _____ years old.
7. If the President breaks a law, the Congress can _____ him.

Down

1. The name of the official group of advisors to the President.
2. To prevent the President from becoming too powerful, the Constitution has a system of _____.
3. Name the President's power to reject a law passed by Congress.
4. One of the President's powers is to make _____ to the Supreme Court.
5. The President proposes a _____ which is a plan of how the government should spend its money.
6. The maximum number of terms to which a President may be elected.
7. The President lives in the _____.

Check your answers with the correct ones which are on the last page.




TELL IT LIKE IT IS!

How do you feel about an important issue of the day? Make your opinion matter. Write a letter to your Congressman or Senator (or both) and tell them what you think about an issue. They'll want to know.

THE CANDIDATE

Who is running for office? Well, why not you? Does your school have a student council? If it does, consider running for office as a representative, treasurer, vice-president, or even president. It's a great way to experience the political process firsthand.

If you choose not to run for office, perhaps you have a friend who would like to. Manage his campaign. Make posters. Write position papers describing his views and distribute them to the "voters." Get involved. Your school needs you!




WHO WAS MILLARD FILLMORE?

He's the 13th President of the United States, that's who. When did he serve? Who did he succeed, and why?

You can find out the answers to these questions by looking up Millard Fillmore in the encyclopedia or almanac, at home or at the library.

The history of our Presidents makes for fascinating reading. Try to find information on all the Presidents. Can you memorize all their names? The order in which they served? Get some file cards, one for each President. Write down an interesting fact about each one. You'll make some fascinating discoveries about our Presidents and our nation's history. Discuss your discoveries with your family and friends. Do they know who Chester Alan Arthur was?



OPINION POLL

We're very lucky to live in the United States because we can feel free to express our opinion on any issue we wish.

What do your neighbors think about the pressing issues of the day? Write 4 or 5 questions about issues which are currently important in the country or your local areas. Then, with a friend, walk around your neighborhood and take a survey, recording the answers your neighbors give to your questions.

It might be easiest if you ask questions which can be answered "yes" or "no." For example, "Should Congress increase defense spending?"

Tally the results of your survey. Then, write a letter to your Congressman or Senator (or both) and include your findings.


INVESTIGATE THE PRESIDENT'S POWERS

The President today has responsibilities not specifically mentioned in the Constitution. For instance, the President appoints our Federal judges and manages our foreign affairs, even though neither responsibility is mentioned in the Constitution.

Spend a week looking through the paper to find all the articles that deal with the President: his speeches, meetings, press conferences, etc. Cut out each article and put it in a file folder.

At the end of the week, organize the articles into different categories of the President's powers, for instance, the budget or the Presidential veto. How many of the articles deal with powers written into the Constitution? How many deal with powers not mentioned in the Constitution? Try to find out why the President has these new powers? Do you think he should have them? Discuss your answers and opinions with your family and friends.

answers to crossword puzzle , page 12



RADIO SHACK, A DIVISION OF TANDY CORPORATION

**U.S.A.: FORT WORTH, TEXAS 76102
CANADA: BARRIE, ONTARIO L4M 4W5**

TANDY CORPORATION

AUSTRALIA

91 KURRAJONG ROAD
MOUNT DRUITT, N.S.W. 2770

BELGIUM

PARC INDUSTRIEL DE NANINNE
5140 NANINNE

U.K.

BILSTON ROAD WEDNESBURY
WEST MIDLANDS WS10 7JN